

Today, we have been learning 'ay' saying /ai/.



Level 5

Top Tip


The grapheme 'ay' makes the same sound as 'ai'. It is most commonly used when the /ai/ sound comes at the end of a word.

Picture



pray

Formation



Finish at the red dot.

Word List

Can you sound out these words?

day

crayon

play

tray

may

say

tay

spray

blay

zlay

clay

chay

Some are real words and some are nonsense words. Circle the real words.

Common Exception Words

could
should

Spelling Words

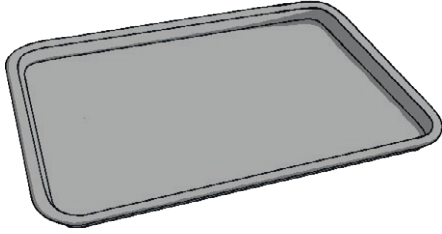
said
so

Home Learning Challenge



Level 5

Can you read the words and draw a picture to match?



tray

pray

paint

hay

pay

snail

spray

rain

Focus Sounds

ay saying /ai/

day clay
may tray
say spray
play crayon

Common Exception Words

said so



Focus Sounds

ay saying /ai/

day clay
may tray
say spray
play crayon

Common Exception Words

said so



Focus Sounds

ay saying /ai/

day clay
may tray
say spray
play crayon

Common Exception Words

said so



Focus Sounds

ay saying /ai/

day clay
may tray
say spray
play crayon

Common Exception Words

said so




Jay's Planet Hop

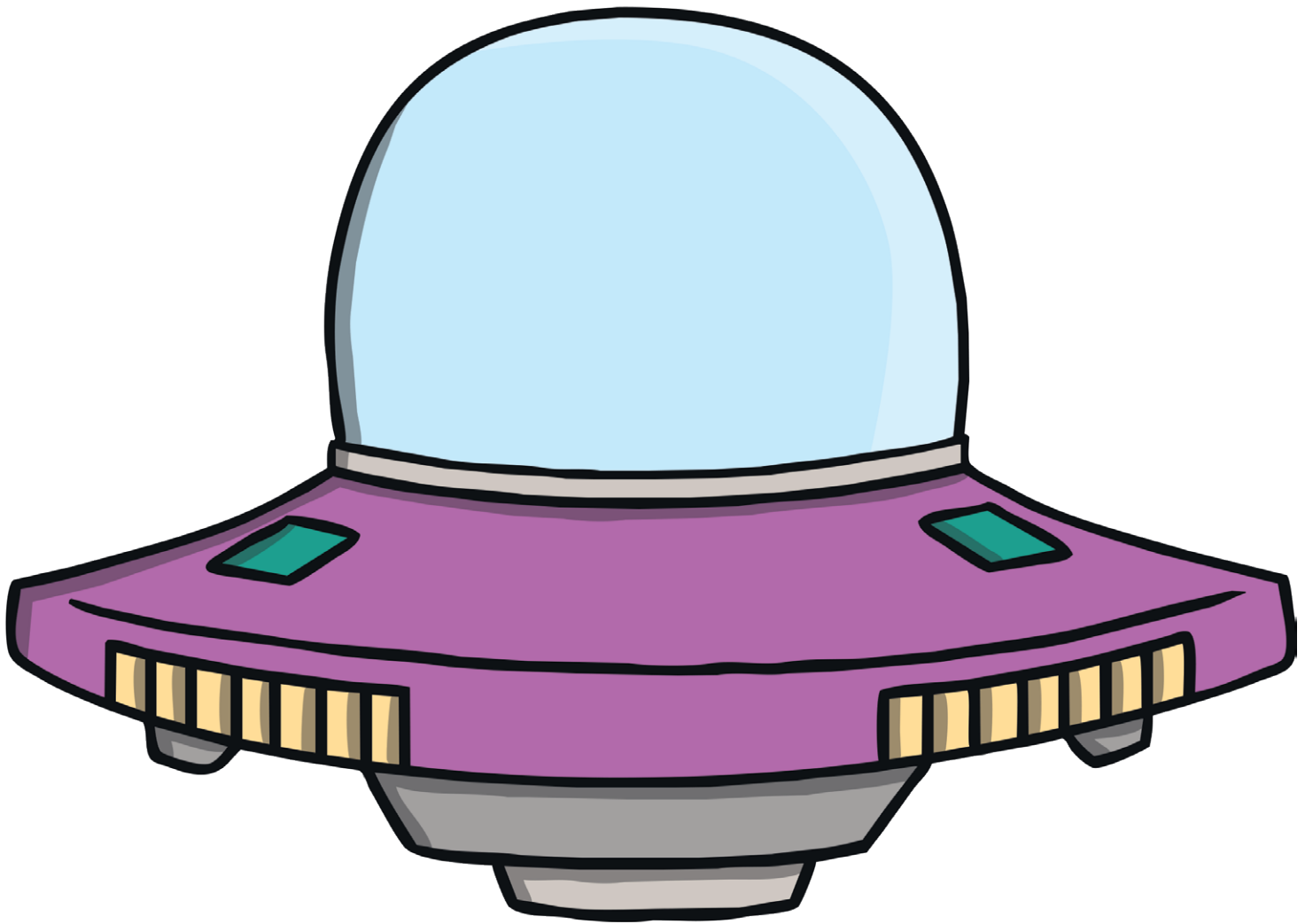


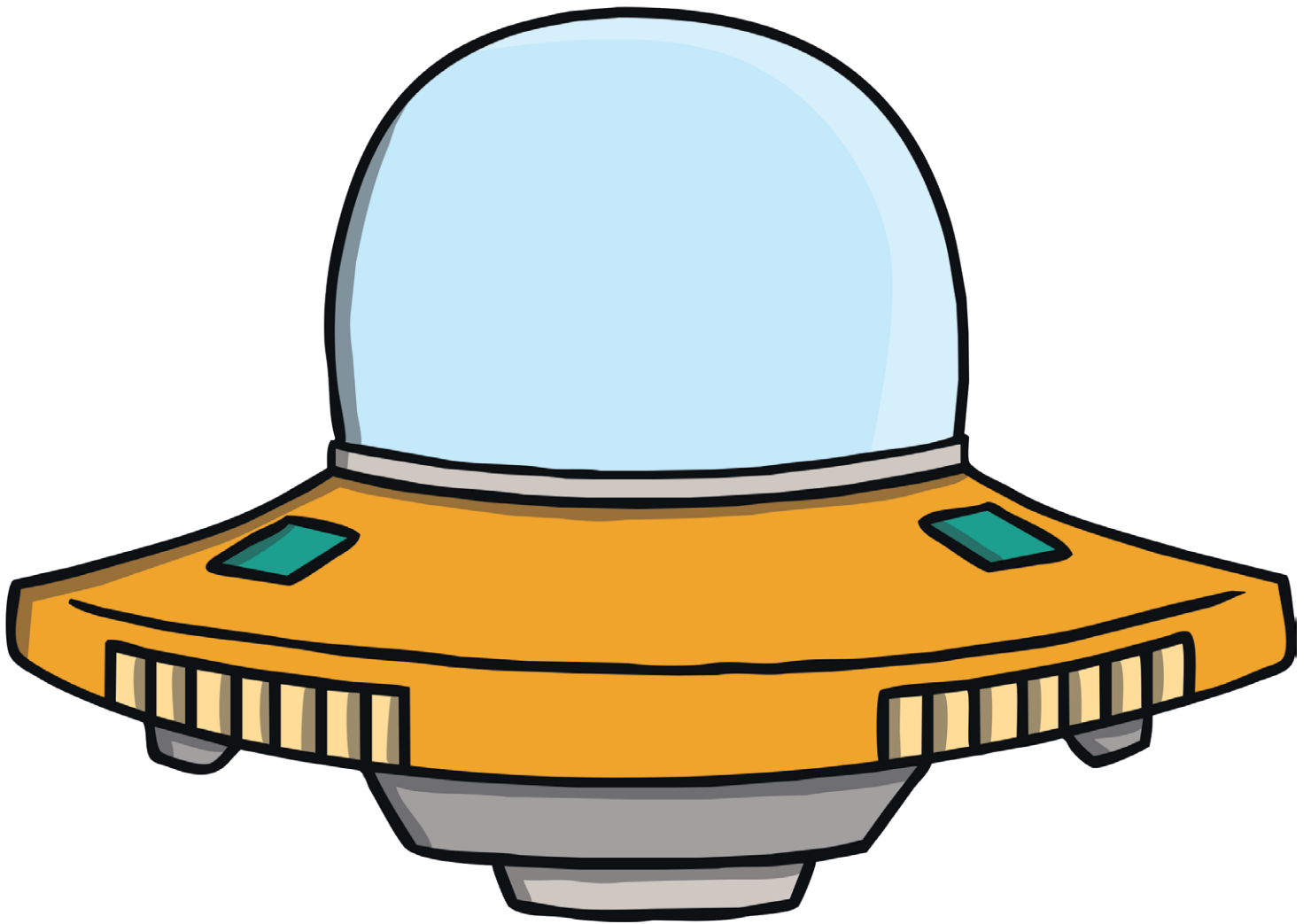
Level 5

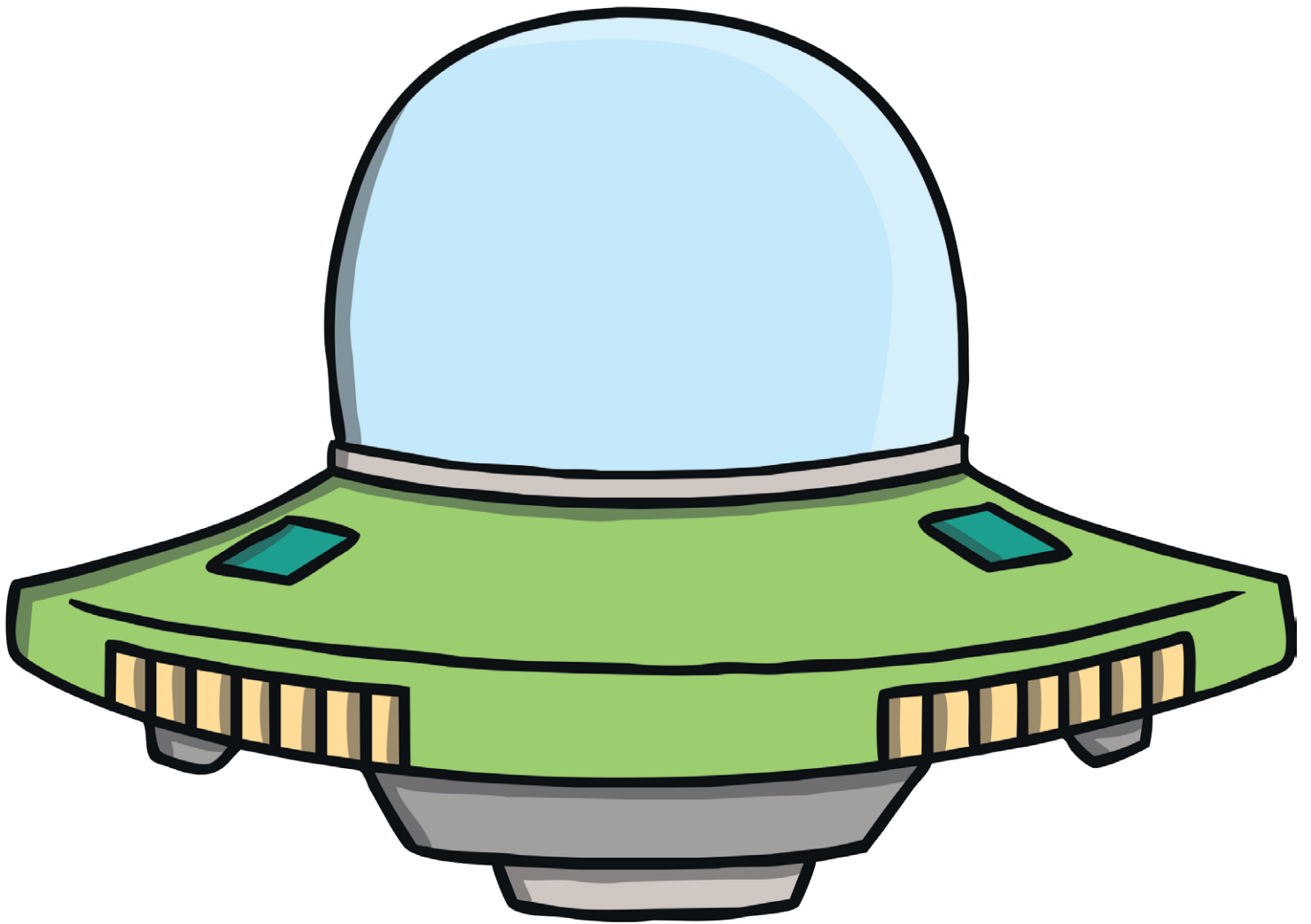
Adult Instructions

1. Cut out and laminate the Spaceship Cut-Outs and use sticky tape to stick them to a lollipop stick.
2. Cut out and laminate the Planet Cut-Outs and place on the floor like stepping stones.
3. Ask the children to hold a spaceship and hop from planet-to-planet, reading the words as they go.























play





lay











The Last Day of the Holiday



Let's practise Sam's Sounds and Common Exception Words!



stuck



Here are this week's focus words for reading:

could

should



Holiday Play

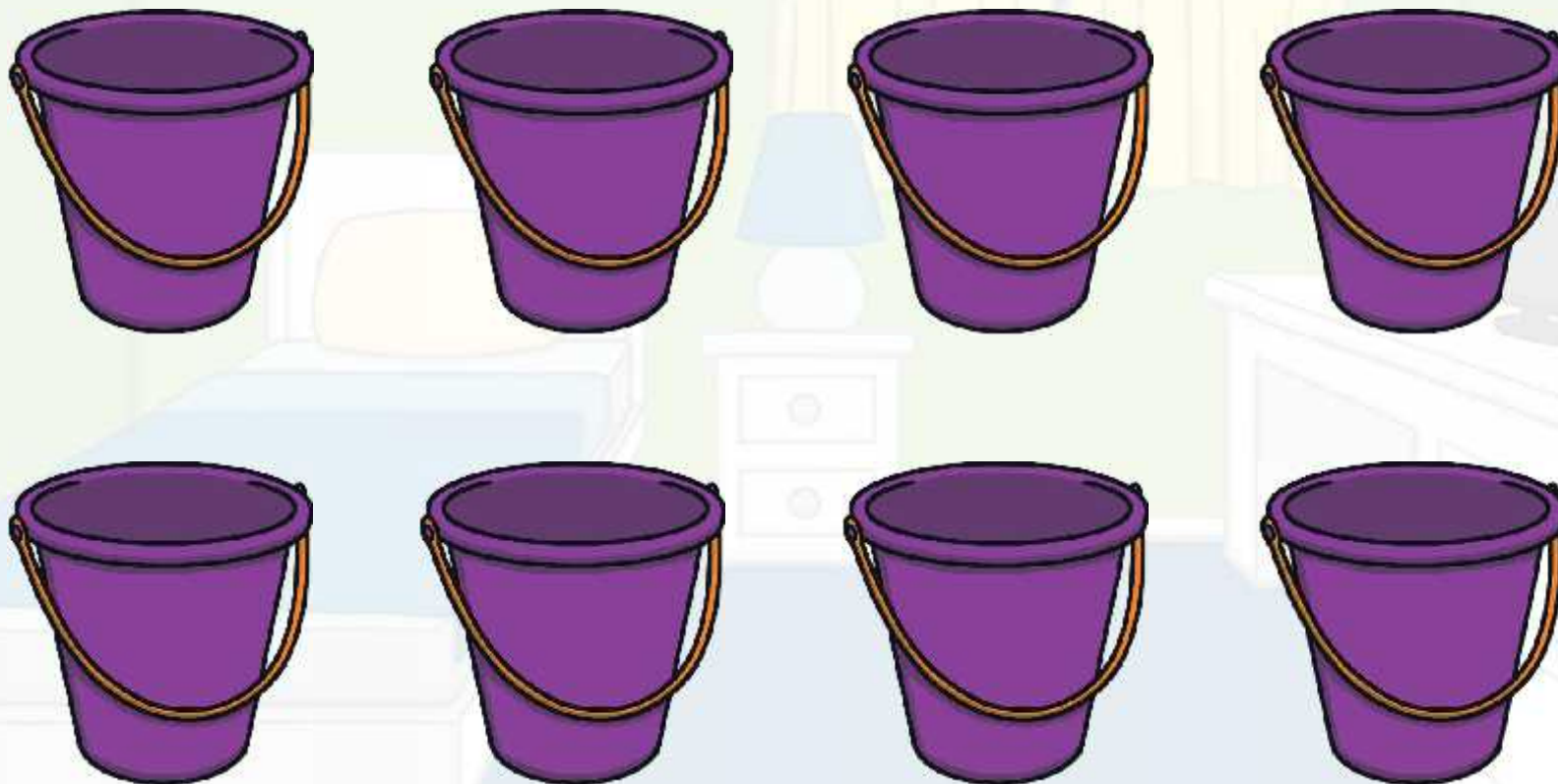
Click on the buckets to reveal the common exception words and the hidden starfish.

Tricky words are now called
common exception words.
These are shown in **red**.



Click me for Kit's teaching tips!

Teach




Today, we are learning to read words that contain **ay**.


The grapheme 'ay' makes the same sound as the Level 3 grapheme 'ai'. It is usually used when the /ai/ sound comes at the end of a word.



Click me for Kit's teaching tips!



It was the very last day of the school summer holiday. Kit and Sam were reading a book about an alien called Jay. He really wanted to go on an adventure but he could not leave his planet.




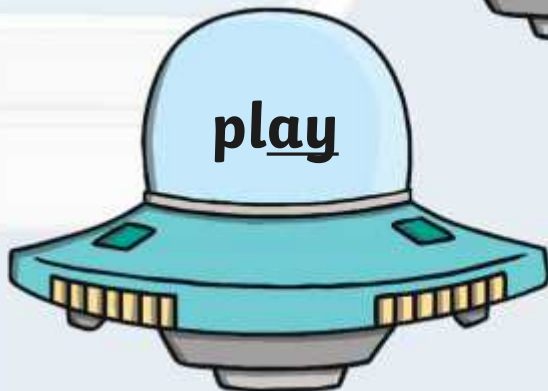

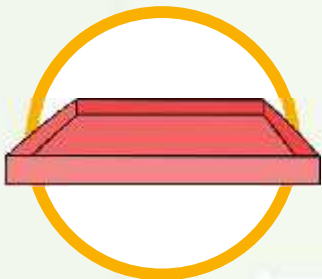
“Poor Jay,” said Sam. “I wish we could help him.”
“We should get the magic book to send a spaceship and bring him here! Let’s take him on an adventure to school tomorrow,” said Kit.



“Bring Jay to us in a spaceship!” he shouted, as he opened the magic book. A beam of light shot out from the book and they realised a little spaceship had now appeared in the air!

Kit and Sam have used their magic book to help Jay have an exciting adventure. His adventure started when he climbed into the spaceship. Can you read the **ay** words on the spaceships?






Planet Play

Jay is zooming past lots of planets. Can you spot any **ay** words as he flies?



Practise





Kit and Sam watched Jay's tiny spaceship sway as it landed on the floor of Kit's bedroom. It lay there for a moment. Kit didn't know what to say.



There was a gentle hiss as the spaceship door opened and out of the doorway hopped little Jay. “Hello Jay!” said Kit and Sam. “It’s lovely to have you here!”

Sentence Time

Jay looks around Kit's bedroom and smiles. Look at the picture on the next slide and write down what you think Jay says to Kit and Sam.



Apply

“**Could** I come and play for the day?”



Show





“Of course!” exclaimed Kit and Sam. “It is our first day back at school tomorrow. Come and have an adventure with us!”
“Hooray!” cheered Jay.

Today, we have learnt...

ay

saying /ai/



The adventure continues next lesson!





Level 5 Plan



Level 5

| | |
|---|---|
| Week 1 | Learning Objectives/Success Criteria <ul style="list-style-type: none"> • Practise recognition and recall and learn new pronunciations of grapheme ay. • Learn alternative spellings of phonemes. • Practise reading and spelling words with consonant blends and new graphemes. • Learn to read common exception words could and should. • Learn to spell common exception words said and so. <ul style="list-style-type: none"> • Practise reading and spelling polysyllabic words. • Practise reading sentences. • Practise writing sentences. |
| Date: / / | |
| Group: | |
| Focus GPCs 'ay' saying /ai/ | |
| Focus Decodable Words day, may, say, play, clay, tray, spray, crayon | |
| Focus Common Exception Words could, should (reading) said, so (spelling) | |

| | Lesson 1 | Lesson 2 | Lesson 3 | Lesson 4 | Lesson 5 |
|-----------------------------|---|---|---|---|---|
| Revisit & Review | Revise previously learned GPCs and common exception words. (This may be in the form of a spelling test using last week's focus words). | Revise previously learned GPCs and common exception words. Revise reading and writing some of this week's focus words. | Revise previously learned GPCs and common exception words. Revise reading and writing some of this week's focus words. | Revise previously learned GPCs and common exception words. Revise reading and writing some of this week's focus words. | Revise previously learned GPCs and common exception words. Revise reading and writing this week's focus words. |

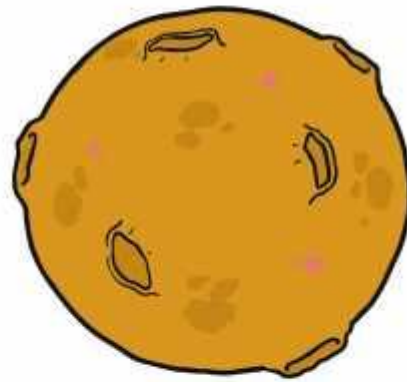
| | Lesson 1 | Lesson 2 | Lesson 3 | Lesson 4 | Lesson 5 |
|--|--|--|--|--|--|
| Teach | <p>The Last Day of the Holiday</p> <p>Teach reading common exception words 'could' and 'should'.</p> <p>Introduce alternative pronunciation 'ay' using story.</p> | <p>Jay at School</p> <p>Introduce and practise the alternative spelling 'ay', using story.</p> <p>Teach reading and writing 'ay' focus words.</p> | <p>Midday Fun</p> <p>Teach spelling tricky words 'said' and 'so'.</p> | <p>The Crayons</p> <p>Practise the alternative spelling 'ay', using story. Teach reading and writing 'ay' focus words.</p> | <p>Fun with Jay</p> <p>Introduce more words containing 'ay'.</p> |
| Practise | <p>Play Planet Play – Spot and read words containing 'ay'.</p> | <p>Play Classroom Hunt. Spot and read words containing 'ay'.</p> | <p>Play Tray Sound Sort – Sort words with the /ai/ phoneme into the 'ai' or 'ay' grapheme.</p> | <p>Play Crayon Doodles. Write words containing 'ay'.</p> | <p>Play Spaceship Surprises using words that contain 'ay'.</p> |
| Apply | <p>Support children to write sentences containing this week's focus words.</p> <p>'Could I come and play for the day?'</p> | <p>Support children to read sentences containing this week's focus words.</p> <p>'He was having so much fun playing on the display.'</p> | <p>Support children to write sentences containing this week's focus words.</p> <p>"A toad could jump off the tray," He said.'</p> | <p>Support children to write sentences containing this week's focus words.</p> <p>'Jay should not be with the crayons.'</p> | <p>Read 'Fun with Jay' book together.</p> <p>Support children to read sentences in the book.</p> |
| Differentiated and Practical Activities | | | | | |

| | Lesson 1 | Lesson 2 | Lesson 3 | Lesson 4 | Lesson 5 |
|-------------------|---|--|---|---|---|
| Assessment | Can children read common exception words 'should', 'could' and words containing 'ay'? | Can children read and spell words containing 'ay'? | Can children spell common exception words 'said' and 'so'? Can children spell words containing the correct / ai/ grapheme? | Can children write sentences containing words with the 'ay' grapheme? | Can children read sentences that contain this week's focus words? |

day

may

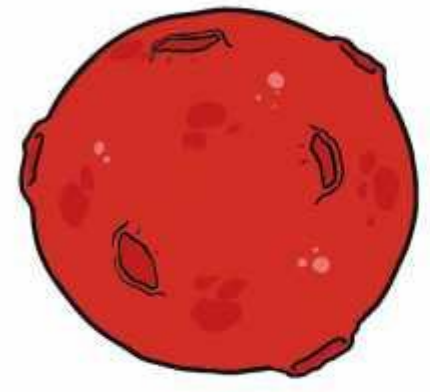

stray



spray

tray


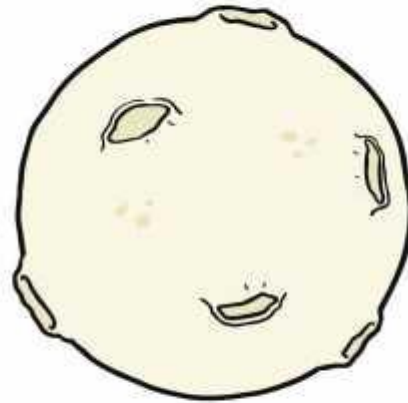
play



say

clay



crayon



delay

away

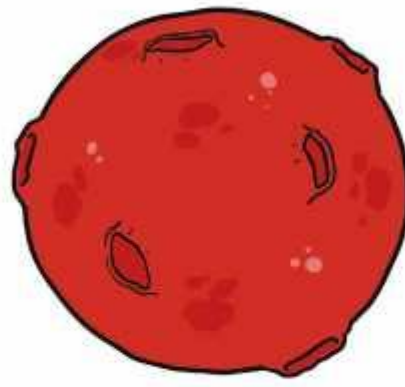
hay



lay

pay

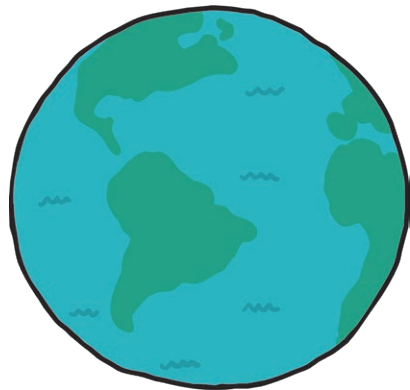
ray



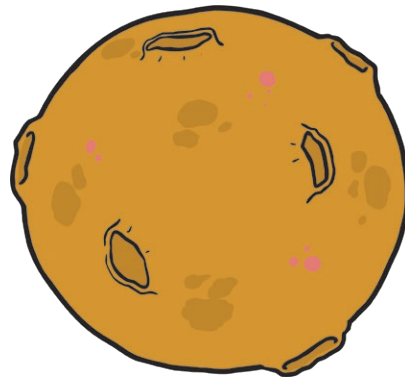
stay




day




may




stray



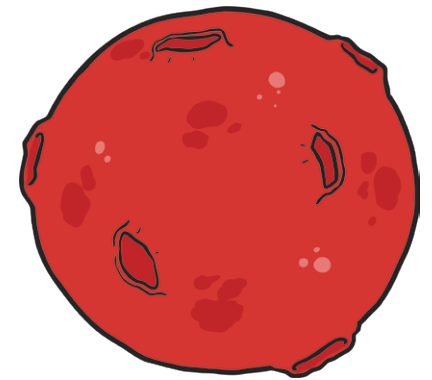
spray




tray




play




say




clay




crayon




delay



away



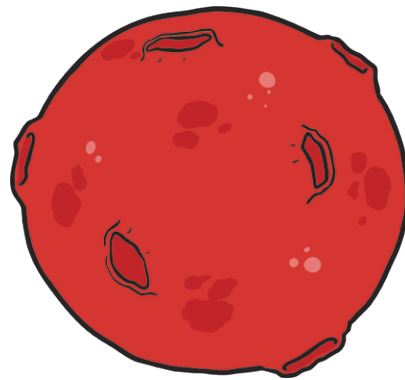
hay



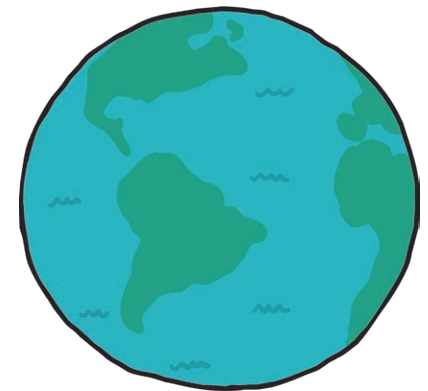
lay




pay



ray



stay



Planet Play Board Game



Level 5

You will need:

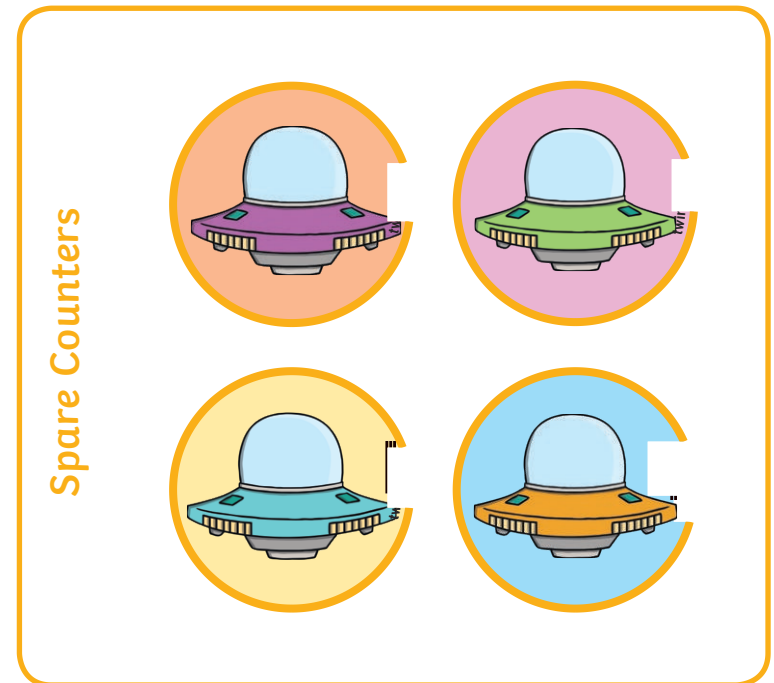
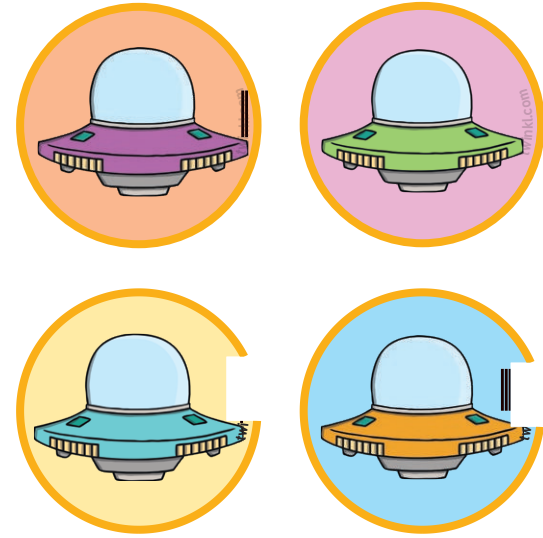
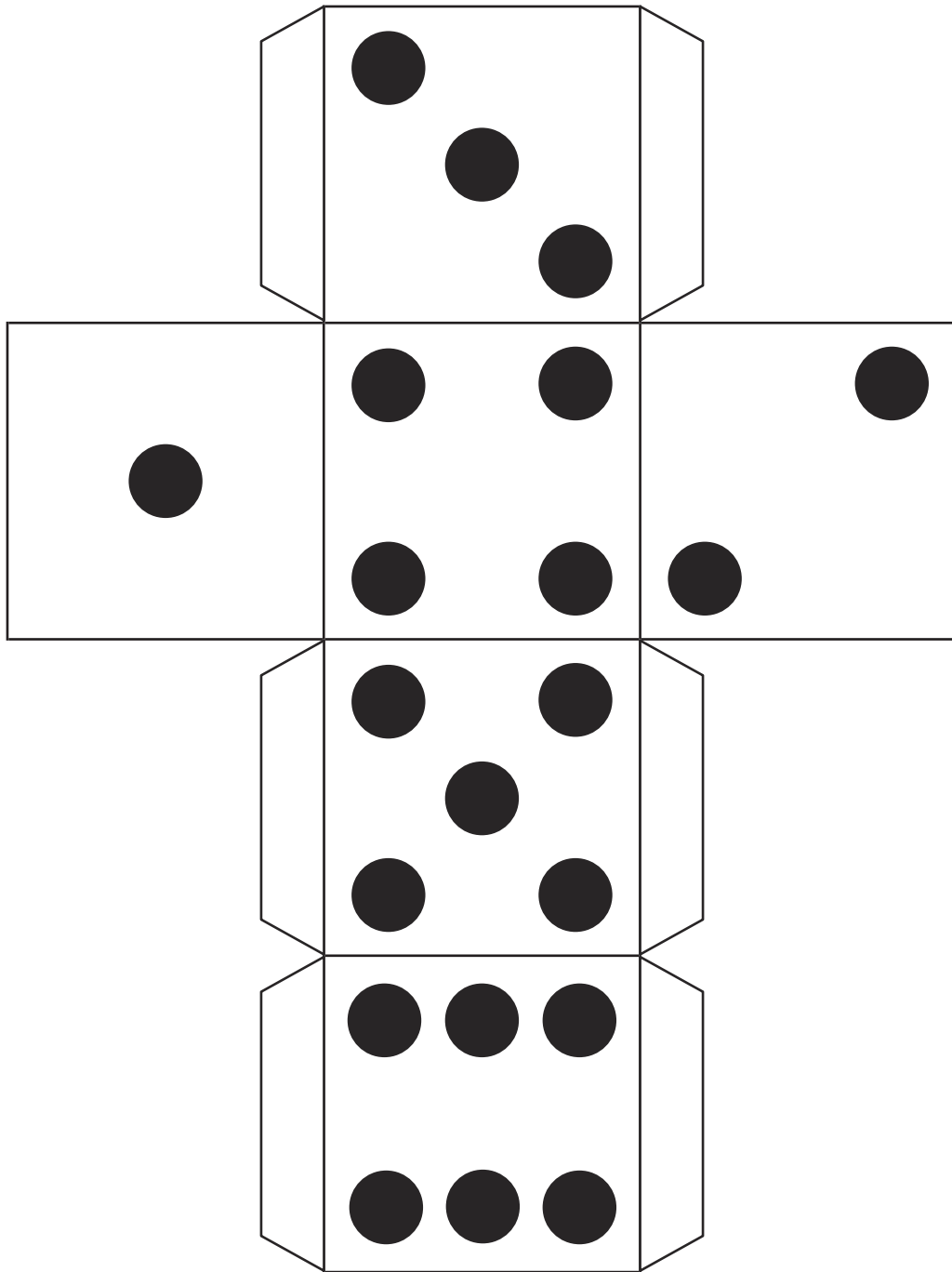
- Planet Play Game Board
- Spaceship Counters
- Dice
- Planet Word Cards

Before you play:


- This game is for 2-4 players.
- Cut out the dice net and glue the tabs together to make a cube.
- Cut out the counters (one for each player).
- Cut out the Word Cards, fold along the dotted line and stick the two sides together, so that the cards are double-sided.

How to play:

1. Place the counters at the start of the game on Jay's planet.
2. Take it in turns to roll the dice and move around the board.
3. If you land on a space with a planet on it, pick up a Word Card. If you can read the word correctly, you can move on one space. If not, you stay where you are.
4. The first person to reach planet Earth is the winner!



Planet Play E



Start

1



3

4

5

6



7

8



12

11



10

9

13

14



Board Game

Finish



15

16

17

18

19

20

21

27

26

25


24

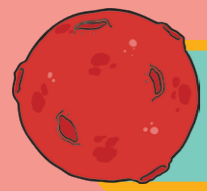
23

22

Challenge

Look around the classroom. Can you spot any objects with the **ay** sound in their name?

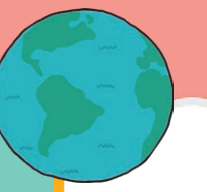




Start

Planet Play Board Game

Finish



1

2

3

4

5

6

7

8

10

9

11

12

13

14

15

16

17

18

19

20

21

22


23

24

25

26

27



Challenge
Look around the classroom. Can you spot any objects with the **ay** sound in their name?